


Mentorium 4
Business Informatics 2 (PWIN)

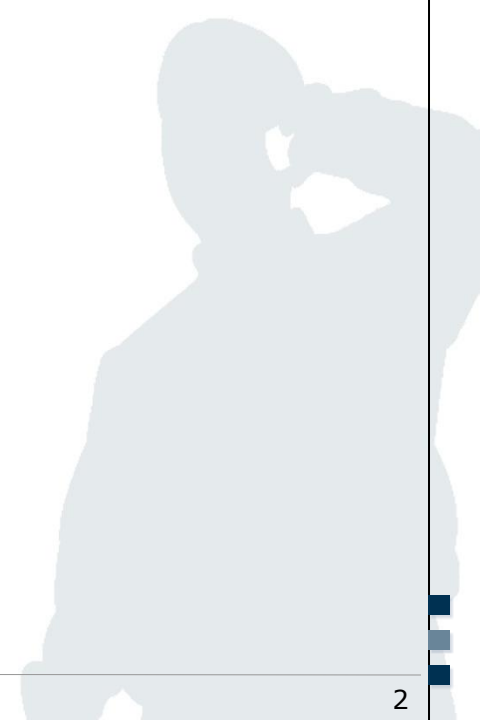
Management of IT Projects &
Software Engineering

www.m-chair.de

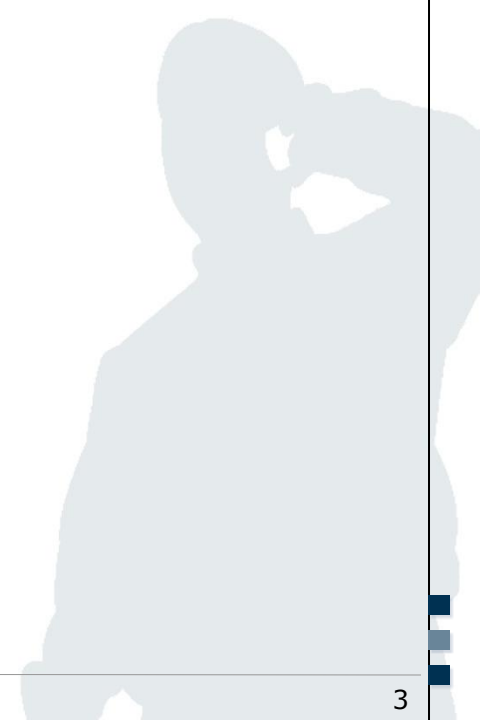


Jenser (Flickr.com)

- Network Plan
- Work Breakdown Structure
- Structure of Project Teams



- 1.1 Describe the terms critical path and critical activity.
- 1.2 Which information is needed to determine the critical path?



Network Plan: 1st Example

1.3 Determine the project duration and the critical path for the following situation. Use the known schema (see below) to represent the activity times.

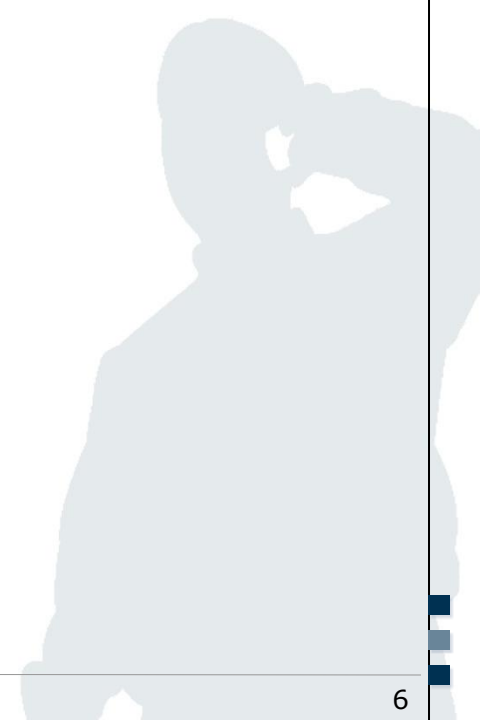
Activity	Duration (days)	Preceding Activities
Activity A	2	-
Activity B	4	{Activity A}
Activity C	12	{Activity B}
Activity D	1	{Activity C, Activity E}
Activity E	5	{Activity B}
Activity F	4	{Activity E}
Activity G	3	{Activity D, Activity F}

Activity Description		
Earliest start time	Duration	Earliest end time
Latest start time	Slack time	Latest end time

1.4 Determine the critical path based on the following activities.

Activity ID	Duration (days)	Preceding Activities
A	2	-
B	3	{A}
C	2	{B}
D	5	{B}
E	4	{D}
F	2	{E}
G	2	{E}
H	3	{G}
I	1	{C}
J	1	{F, I}
K	2	{H, J}
L	2	{K}

- Network Plan
- Work Breakdown Structure
- Structure of Project Teams



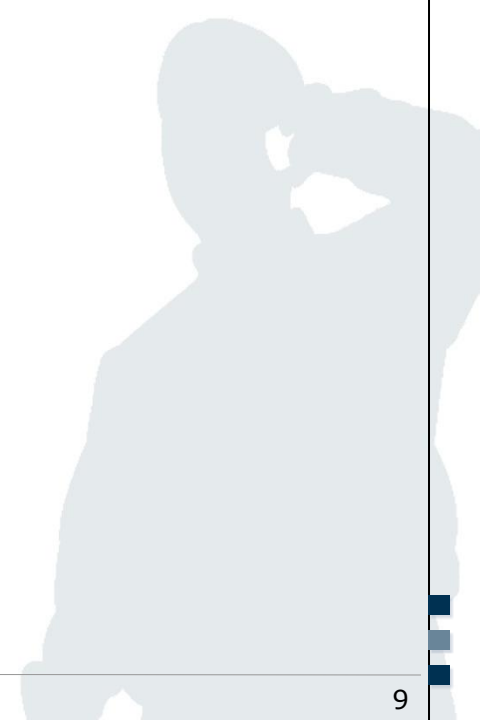
2.1 Assume, you are working for the myPlace Service Provider and your product manager wants to allow **user-generated places** and to offer a **rating functionality for places**. You have been assigned as project manager for the development of the corresponding software upgrade.

Create a Work Breakdown Structure:

1. Breakdown the project into work packages (WP)
2. Roughly estimate the necessary effort for each WP
3. Assign responsibilities/resources to each WP

- Network Plan
- Work Breakdown Structure
- Structure of Project Teams

3.1 Explain the matrix project organisation and the pure project organisation. Name advantages and disadvantages of each.



Open Questions?

